



## Table of contents

Hello! .....	4
UNIT 1 1. Numbers and colours .....	6
2. Five is orange .....	8
UNIT 2 1. My little body .....	10
2. Supermonster .....	12
UNIT 3 1. This is mother and this is father .....	14
2. Mother is short and father is tall .....	16
UNIT 4 1. My new clothes .....	18
2. Mother is wearing a red dress .....	20
UNIT 5 1. My big house .....	22
2. There is a table. There are two tables .....	24
UNIT 6 My schoolbag .....	26
UNIT 7 I like fruit! .....	28
UNIT 8 1. I like pets! .....	30
2. My favourite animal .....	32
UNIT 9 1. What is your favourite season? .....	34
2. It isn't cold, it's hot! .....	36
UNIT10 1. From Monday to Sunday! .....	38
2. I can swim! .....	40
UNIT 11 1. My lovely toys .....	42
2. The kite is orange! .....	44
Projects .....	46
Lyrics .....	64

**1** LISTEN TO YOUR TEACHER AND SAY:


Hello! My name is Sally.  
I am a girl.  
I am 6 years old.



Hello! My name is Tom.  
I am a boy.  
I am 7 years old.

**2** DRAW YOUR FACE AND INTRODUCE YOURSELF:

HELLO!  
MY NAME IS...  
GOODBYE,  
MY FRIEND!



## 3 TALK TO YOUR FRIEND, LIKE THIS:



Hello, my friend!

How are you?

Goodbye!

Hello, my friend!


I am fine, thank you.

Goodbye!



## 4 DRAW AND COLOUR IN YOUR FRIEND! THEN, SAY WHO YOUR FRIEND IS!

HELLO!  
THIS IS MY FRIEND...



## 5 HELLO! THIS IS MY FRIEND, JERRY! SAY HELLO TO JERRY, THEN COLOUR IN:



TOPICS:  
\*NUMBERS 1-10; \*COLOURS;  
SING ALONG;  
PROJECT: COLOUR IN

1. NUMBERS AND COLOURS


1 LISTEN AND REPEAT:

RED



STRAWBERRY

BLUE



DOLPHIN

YELLOW




SUN

GREEN



FROG

BROWN



BEAR

PURPLE



FLOWER

PINK



BALL

BLACK



CAT

WHITE



SNOWMAN

ORANGE



CARROT

2 LOOK AT THE PICTURES FROM EXERCISE 1 AND TALK TO YOUR FRIEND, LIKE THIS:

EXAMPLE:


WHAT COLOUR IS THE SNOWMAN?

THE SNOWMAN IS WHITE.

\* marks an extension of the current, MEN-approved curriculum; intended for extra-practice.

## 3 COLOUR IN THE DRAWINGS:


RED



BEAR



CHERRY




STRAWBERRY

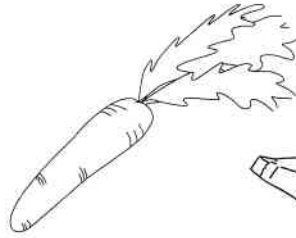


DOG

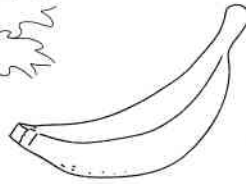
YELLOW




DOLPHIN



CARROT

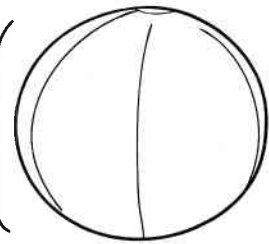


BANANA




SUN

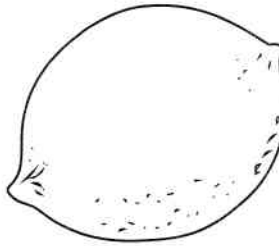
BLUE




BALL



FROG




LEMON




DOLPHIN


PURPLE




FLOWER



PANDA



DRESS

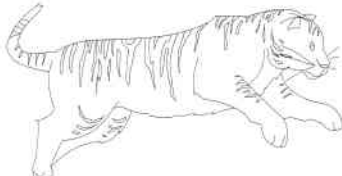


STRAWBERRY

ORANGE




CARROT



TIGER



DOG



CHERRY

### 1 LISTEN AND REPEAT:




ONE



TWO



THREE



FOUR



FIVE



SIX




SEVEN



EIGHT



NINE



TEN

### 2 LOOK AT EXERCISE 1 AND TALK TO YOUR FRIEND, LIKE THIS:

**EXAMPLE:** WHAT COLOUR IS SEVEN?

SEVEN IS BLUE.

### 3 TRACE THE DOTS AND COLOUR IN THE NUMBERS.



IS RED



IS BLUE



IS GREEN



IS YELLOW




IS ORANGE




IS PURPLE



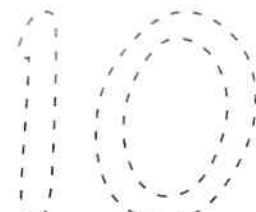
IS PINK



IS BROWN



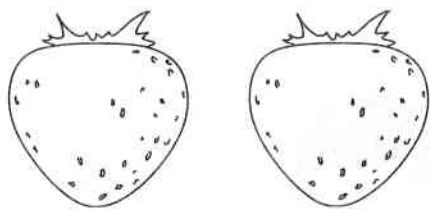
IS BLACK




IS WHITE

4 COLOUR IN, COUNT AND SAY HOW MANY FROGS, STRAWBERRIES, BEARS, DOLPHINS, FLOWERS, SUN, DOGS, CATS THERE ARE:

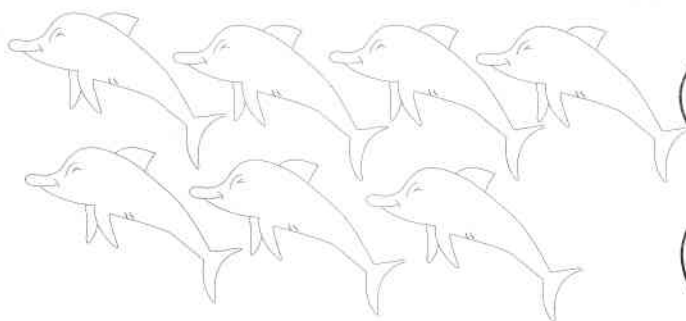
STRAWBERRIES




BEARS



DOLPHINS



FLOWERS




**EXAMPLE:** TWO STRAWBERRIES


FROGS




SUN



DOGS



CATS



5  LISTEN AND SING THE SONG: **CANDLES ON MY CAKE**

TOPICS: We know  
 \*THE HUMAN BODY; COUNTING BODY PARTS; BODY MOVEMENT; SING ALONG; PROJECT: COUNTING

## 1. MY LITTLE BODY

### 1 LISTEN AND REPEAT, THEN MATCH:

Labels and corresponding illustrations:

- EAR: Illustration of a human ear.
- HAIR: Illustration of a tuft of dark hair.
- HEAD: Illustration of a person's head and shoulders.
- MOUTH: Illustration of a smiling mouth with teeth.
- NECK: Illustration of a neck and upper chest area.
- NECK: A red dotted arrow points from this label to the neck of the girl in the central drawing.
- BODY: Illustration of a full human body.
- ARM: Illustration of a human arm and hand.
- FINGER: Illustration of a single human finger.
- EYE: Illustration of a human eye.
- NOSE: Illustration of a human nose.
- HAND: Illustration of an open human hand.
- LEG: Illustration of a human leg.

\* marks an extension of the current, MEN-approved curriculum; intended for extra-practice.

**2** LISTEN AND SAY HOW MANY YOU EYES, HEADS, EARS, NOSES, MOUTHS, FINGERS, HANDS, LEGS YOU HAVE GOT:

**EXAMPLE :**

HOW MANY  S HAVE YOU GOT?

I HAVE GOT TWO EYES.

HOW MANY  S HAVE YOU GOT?

HOW MANY  S HAVE YOU GOT?

HOW MANY  S HAVE YOU GOT?

HOW MANY  S HAVE YOU GOT?

HOW MANY  S HAVE YOU GOT?

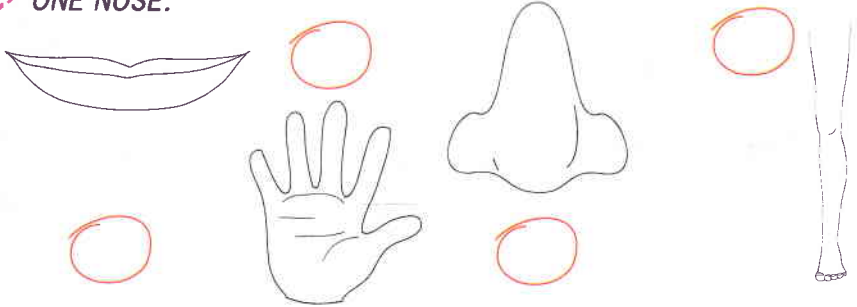
HOW MANY  S HAVE YOU GOT?

HOW MANY  S HAVE YOU GOT?

**3** COLOUR IN AND SAY HOW MANY MOUTHS, HANDS, NOSES AND LEGS YOU HAVE GOT:

**EXAMPLE**

ONE NOSE.



**4** LISTEN, COLOUR IN AND SING THE SONG:

## HEAD AND SHOULDERS

HEAD,  
SHOULDERS,  
KNEES AND TOES,  
THAT'S THE WAY  
MY BODY  
GOES!

